



District Report Card: 2017


State: Tamil Nadu	District: Madurai
Class: 8	Subject: Mathematics
Schools: 50	Students: 1226


Participation/Coverage


Students

GENDER 	Boys		Girls	
	Number	%	Number	%
	549	44.78	677	55.22

AREA 	Rural		Urban	
	Number	%	Number	%
	603	49.18	623	50.82

CATEGORY 	SC		ST		OBC		GEN	
	Number	%	Number	%	Number	%	Number	%
	208	16.97	6	0.49	954	77.81	58	4.73

CWSN 	LD	VI	HI	S&LD	ID	Oth
	3	2	1	2	0	1

Management 	Government		Government-aided	
	Number	%	Number	%
	555	45.27	671	54.73

Average Performance of Students in Mathematics (%)

Overall	Gender		Area		Management		Social Group			
	Male	Female	Rural	Urban	Govt.	Aided	SC	ST	OBC	GEN
32.53	31.72	33.19	31.53	33.49	31.95	33.01	32.02	31.11	32.85	29.20

Performance on Learning Outcomes (LOs)

Learning Outcomes	Description	Average Performance(%)
M601	Solves problems involving large numbers by applying appropriate operations	24.60
M606	Solves problems on daily life situations involving addition and subtraction of fractions / decimals	27.97
M620	Finds out the perimeter and area of rectangular objects in the surroundings like floor of the class room, surfaces of a chalk box etc.	27.00
M621	Arranges given/collected information in the form of table, pictograph and bar graph and interprets them	19.61
M702	Interprets the division and multiplication of fractions	38.34
M705	Solves problems related to daily life situations involving rational numbers	29.45
M706	Uses exponential form of numbers to simplify problems involving multiplication and division of large numbers	17.88
M707	Adds/subtracts algebraic expressions	33.69
M710	Solves problems related to conversion of percentage to fraction and decimal and vice versa	20.70
M717	Finds out approximate area of closed shapes by using unit square grid/graph sheet	28.62
M719	Finds various representative values for simple data from her/his daily life contexts like mean, median and mode	43.89
M721	Interprets data using bar graph	44.37
M801	Generalizes properties of addition, subtraction, multiplication and division of rational numbers through patterns	25.00
M802	Finds rational numbers between two given rational numbers	33.77
M803	Proves divisibility rules of 2, 3, 4, 5, 6, 9 and 11	38.42
M804	Finds squares, cubes, square roots and cube roots of numbers using different methods	27.32
M808	Uses various algebraic identities in solving problems of daily life	49.50
M812	Verifies properties of parallelogram and establishes the relationship between them through reasoning	27.65
M818	Finds surface area and volume of cuboidal and cylindrical object	32.28
M819	Draws and interprets bar charts and pie charts	43.72

Range of Performance of Students who Answered Correctly							
Below 30%		30% - 50%		50% - 75%		Above 75%	
Number	%	Number	%	Number	%	Number	%
565	46.08	520	42.41	125	10.20	16	1.31

Lowest Performing Learning Outcomes (LOs)

- 1 - Uses exponential form of numbers to simplify problems involving multiplication and division of large numbers (17.88)
- 2 - Arranges given/collected information in the form of table, pictograph and bar graph and interprets them (19.61)
- 3 - Solves problems related to conversion of percentage to fraction and decimal and vice versa (20.70)

4 - Solves problems involving large numbers by applying appropriate operations (24.60)

5 - Generalizes properties of addition, subtraction, multiplication and division of rational numbers through patterns (25.00)